

GCG Sunday School - 19th May 2024

Lesson Outline



Lesson: Jesus, the True Son of God.
Passage: Luke 3:21 - 4:15
Big Idea: Jesus is the true Son of God, better than Adam, Israel and David.
Main Aim: Let's give glory to Jesus, the true Son of God!

Please pray for the lesson preparation, that we and the children would be built up by God's word.

Unless you are at the Greenwich service, you will need to bring a **laptop/tablet** to play the videos. If needed, Jonny can provide a **laptop and a Bluetooth speaker**. 😊

Additional resources: [Mustard Seed's lesson plan from Mark.](#)

The Passage

Passage context

Jesus has been born, but what is he going to be like?

Summary.

Luke 3:21-22.

Jesus is the true Son of God.

The true David. As the Psalm 2 king.

Luke 3:23-4:13

Jesus is the true Son of God.

The true Adam. Resisting the devil's temptations.

The true Israel. Passing the desert test.

Luke 4:14-15

So he's glorified by all!

For them then.

Let's praise the Lord Jesus together that he is the True Son, the new and better Adam.

For us now - Same!

The Age Ranges






CW (average age 4-5 years) - Prepare the lesson for **all ages**. Then separate **Sailor** and **Officer** groups for **Heart & Hands** teaching.

GR and EC - Personalise **all material** for the Sailors or Officers.


Sailors: Ages 3-6

Officers: Ages 7-11

The Rough Format.

Get Going 3 min + song	Main Teaching ~15 mins	Heart & Hands ~20 mins	Land The Lesson ~10 mins	Extra Fun Time ~10 mins
				
Welcome & Pray Quick Recap Song	The Big Idea The Main Aim	Activities Discussion	Recap Memory Verse Pray to close.	Optional: Can go mid-session.

Outline Idea

	Get Going Welcome, Pray, Quick Recap & Song
--	---

At Greenwich and Eltham, the Sailor leader will lead the “Get Going” section.

Welcome and connect briefly with the children

- Ask them a fun question, showing we’re interested in their lives. Such as:
 - What’s the best thing you did yesterday/ this morning?
 - What was the tastiest food you ate?

Prayer by the leader

- Let’s listen carefully to what God has to say to us today.

Introduce the passage theme

The True One

- You could ask a question like:
 - Does anyone here have a toy car? A toy baby?
 - What can you taste/ feel/ smell about a car/ baby by looking at the toy?
You can sort of see what it’s like.
 - But the real thing is the true one, the better one!
- Examples of models, and the real thing. (Pictures on Powerpoint)
 - Cars.
 - You can see a little of what a car is like, but the true one is better!
 - Food.
 - You can see a little of what food is like, but real food is better!
 - God’s Son.
 - You can see a little of what the Son of God is like.
A bit like Adam, the Israelites, David. But the true one is better! Jesus!

Link: We’ll be seeing today that Jesus is the true Son of God.

Very Speedy Recap - Scroll of time

Last week's big idea:

They were waiting for someone to save them, who would obey the Lord.

They had to wait a long time.

But now he's arrived!



Link: We'll see more now!

Song

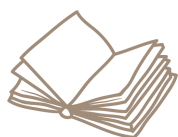
If needed, talk through the words and actions before singing.

Lift Up Your Voices

- <https://www.youtube.com/watch?v=lrR8Pvy-7FI>

GR & EC - Split into **Sailor and **Officer** groups for the remainder of the session.**

CW - Remain together.



Main Teaching

Teaching the Big Idea & Main Aim.

Have a Bible open throughout for the children to see that we're teaching from God's word, and not from our heads.

Arrive clearly and repeatedly to the Big Idea and Main Aim.

Think about how you'll make the lesson interactive by asking questions and getting children involved.

- Teaching Idea

Use the Sailor pictures for Sailors.

Act it out or use Officer pictures for Officers.

- Lesson Points

*Intro: In Israel, they were waiting for someone who would truly listen to the Lord.
Now he's here! But what is he like?*

1. Jesus is the true Son of God. Luke 3:21-22.

"You are my beloved Son." Cf. Psalm 2:7. He's calling Jesus the Psalm 2 king.

He's a king-like Son of God, like David.

Did David listen and obey? Yes and no.

But Jesus always listened and obeyed!

He's even better than King David!

(Also called God's son, but Jesus is the true Son!)

2. Jesus is the true son of God. Luke 3:23-4:13

I'd recommend fast-forwarding the genealogy.

But also enjoying it with the children, it's so long! "Son of God" comes at the end.

He's an Adam-like Son of God, with the Devil tempting him.

Did Adam listen and obey? No.

But Jesus always listened and obeyed!

He resisted the Devil's lies.

He's even better than Adam!
(Also called God's son, but Jesus is the true Son!)

3. Jesus is the true son of God. Luke 4:1-4:13
He passed the desert test.
If you are the "Son of God..." x3.
He's an Israel-like Son of God, tested in the desert with no food or drink.
Did Israel listen and obey? No.
But Jesus always listened and obeyed! He passed the test.
Even better than Israel! (Also called God's son, but Jesus is the true Son!)

- Question ideas to ask while teaching:
(Feel free to adjust questions as appropriate to your group.)

Intro: How do you think the Israelites felt when Jesus finally came?

1. Which characters are there?
What does the Father say? What does he call Jesus?
He's using words to call Jesus a king, do you know a famous Bible king? (David)
How did David do as king? Did he pass or fail? Listen and obey, or not?
How is Jesus even better?
How would you feel if you saw and heard that?
 2. Which famous people do you know in Jesus' family?
Do you know who else was tempted by the Devil? (Adam)
How did he do? Did he pass or fail? Listen and obey, or not?
How is Jesus even better?
 3. Do you know who else wandered around the desert for 40 amounts of time?
How did they do? Did they pass or fail? Listen and obey, or not?
How is Jesus even better?
- Brief Application - Main aim expanded.
 - Sailors: You may need to state the application and expand it a bit.
 - Officers: You can ask questions to arrive at the application.
How does this help us think differently/ act differently/ talk differently?
What about at school/ at home/ at church?

- Sailors

Interactive talk through the text.

Helpful questions: *What noise do you think it made? How did he feel? What face would she have made?*

Helpful teaching methods: *Make actions to copy at certain points, act it out, place pictures on the wall, go for a walk around the room, use Lego/Playmobile figures.*

- Visual aids (To stick on the wall using Bluetak) - They'll need cutting out.

Page 1. Point 1. David.

Page 2. Point 2. Adam.

- Officers

Interactive talk through the text.

Helpful questions might be: *Why do you think he did that? How did he feel? What did she get right/wrong? What would you do in his situation?*

Helpful teaching methods: *Act it out, have them draw scenes, shout out the best thing they see in the passage, make a puppet show using paper and card, go for a walk outside, use Lego figures.*

- Use the **lesson points above**.

- *Visual aids*

For David, Adam and Israel.

How good were they at listening and obeying?

How is Jesus a better David, Adam, Israel?

How good was Jesus at listening and obeying?

Why is that really good news?



Heart and Hands

Think more about the Main Aim with: Activities and discussion.

Activities - Craft or worksheet

- Sailors - *Craft. A spinning arrow to point to the “sons” of God in the passage. Cut and stick the surrounding pictures in the right corner of the circle. Use split pins to fasten the arrow in the middle of the circle.*
- Officers - *Worksheet*
- Extra games - *In the GDrive.*

If you finish craft early, you may want to play a game with the remaining time.

Discussion - What would it look like to believe the Main Aim?

Think through with the children what the Main Aim means for our lives.

- Talk through the Main Aim further.
 - Sailors - *Go further than Brief Application.*
 - Officers - *Go further than Brief Application, with questions to provoke thought.*



Land the lesson

Bring everything together with: Recap, Memory Verse and Prayer.

Memory verse

“Christ died for our sins according to the Scriptures, ... he was buried, ... he was raised on the third day according to the Scriptures, ... he appeared to Cephas, and then to the Twelve... then he appeared to James, then to all the apostles, and last of all he appeared to me.”

1 Corinthians 15:3-8 (NIV)

[Ideas for learning the memory verse.](#) I will provide the verse on laminated paper with Blotak.

- **Sailors & Officers** - They can stamp and clap along with the song:
<https://www.facebook.com/GracechurchGreenwich/videos/1264759920526313/>

Pray

Encourage the children to pray with you about the Big Idea and Main Aim.

They could **thank/praise God** for it or **ask for help** in believing it.

- **Sailors**

You could ask for hands up/ thumbs up for those who would like to pray.

You could suggest “Popcorn prayers” - really short prayers. Or “Arrow prayers”- We all shoot up like an arrow at the end. Or you could try the idea we use with Officers.

- **Officers**

You could pass an object, like a Bible, around the room. When a child receives the Bible, they can choose to pray in their head or aloud.



Extra fun time.

An optional game, which can be played mid-session.

Game idea. Feel free to play something different!

- **Sailors** - [Couldn't think of a game this week, sorry!](#)
- **Officers** - [Heads down thumbs up?](#)

Link (not super-important): Reminds them of the passage (sometimes).
--

Sign out with Take Home Sheets

- While signing out with Rollcall, Take Home sheets will be provided to carers and parents about the children's lesson.

Final notes

The following items will be printed for you and brought to the lesson:

- Main teaching pictures and materials.
- Activities: Sailors craft and Officers worksheets.
- Memory verse, laminated.
- Take Home Sheets.

Additional materials will be available:

- Craft materials.
- Pens, paper, glue, scissors.